


## Introductory sub-table (I)(a)

Name of the Company: Asahi Songwon Colors Limited (Shareholding pattern pre scheme of arrangement)			
Scrip Code, Name of the scrip, class of security: BSE:532853 and NSE:"ASAHISONG" - EQUITY			
Quarter ended: 31st December, 2013			
<b>Partly paid-up shares:-</b>			
	<b>No. of partly paid-up shares</b>	<b>As a % of total no. of partly paid-up shares</b>	<b>As a % of total no. of shares of the company</b>
Held by promoter/promoter group	0	0	0
Held by public	0	0	0
<b>Total - D</b>	<b>0</b>	<b>0</b>	<b>0</b>
<b>Outstanding convertible securities:-</b>			
	<b>No. of outstanding securities</b>	<b>As a % of total no. of outstanding convertible securities</b>	<b>As a % of total no. of shares of the company, assuming full conversion of the convertible securities</b>
Held by promoter/promoter group	0	0	0
Held by public	0	0	0
<b>Total - E</b>	<b>0</b>	<b>0</b>	<b>0</b>
<b>Warrants:-</b>			
	<b>No. of warrants</b>	<b>As a % of total no. of warrants</b>	<b>As a % of total no. of shares of the company, assuming full conversion of warrants</b>
Held by promoter/promoter group	0	0	0
Held by public	0	0	0
<b>Total - F</b>	<b>0</b>	<b>0</b>	<b>0</b>
<b>Total paid-up capital of the company, assuming full conversion of warrants and convertible securities</b>			
12272262			

For, ASAHI SONGWON COLORS LTD.

  
 COMPANY SECRETARY

## Asahi Songwon Colors Limited

## Statement Showing Shareholding Pattern

Category code	Category of Shareholder	Number of Shareholders	Table (I)(a)		Total shareholding as a percentage of total number of shares		Shares Pledged or otherwise encumbered	
			Total number of shares	Number of shares held in dematerialized form	As a percentage of (A+B) <sup>1</sup>	As a percentage of (A+B+C)	Number of shares	As a percentage
(I)	(II)	(III)	(IV)	(V)	(VI)	(VII)	(VIII)	(IX) = (VIII)/(IV)*100
<b>(A)</b>	<b>Shareholding of Promoter and</b>							
<b>1</b>	<b>Indian</b>							
(a)	Individuals/ Hindu Undivided Family	3	7570152	7570152	61.69	61.69	0	0.00
(b)	Central Government/ State Government(s)	0	0	0	0.00	0.00	0	0.00
(c)	Bodies Corporate	1	600	600	0.00	0.00	0	0.00
(d)	Financial Institutions/ Banks	0	0	0	0.00	0.00	0	0.00
(e)	Any Others(Specify)	0	0	0	0.00	0.00	0	0.00
(e-i)								
(e-ii)								
	<b>Sub Total(A)(1)</b>	<b>4</b>	<b>7570752</b>	<b>7570752</b>	<b>61.69</b>	<b>61.69</b>	<b>0</b>	<b>0.00</b>
<b>2</b>	<b>Foreign</b>							
a	Individuals (Non-Residents Individuals/ Foreign Individuals)	0	0	0	0.00	0.00	0	0.00
b	Bodies Corporate	0	0	0	0.00	0.00	0	0.00
c	Institutions	0	0	0	0.00	0.00	0	0.00
d	Any Others(Specify)	0	0	0	0.00	0.00	0	0.00
d-i								
d-ii								
	<b>Sub Total(A)(2)</b>	<b>0</b>	<b>0</b>	<b>0</b>	<b>0.00</b>	<b>0.00</b>	<b>0</b>	<b>0.00</b>
	<b>Total Shareholding of Promoter</b>	<b>4</b>	<b>7570752</b>	<b>7570752</b>	<b>61.69</b>	<b>61.69</b>	<b>0</b>	<b>0.00</b>
<b>(B)</b>	<b>Public shareholding</b>							
<b>1</b>	<b>Institutions</b>							
(a)	Mutual Funds/ UTI	0	0	0	0.00	0.00		
(b)	Financial Institutions / Banks	0	0	0	0.00	0.00		
(c)	Central Government/ State Government(s)	0	0	0	0.00	0.00		
(d)	Venture Capital Funds	0	0	0	0.00	0.00		
(e)	Insurance Companies	0	0	0	0.00	0.00		
(f)	Foreign Institutional Investors	0	0	0	0.00	0.00		
(g)	Foreign Venture Capital Investors	0	0	0	0.00	0.00		
(h)	Any Other (specify)	0	0	0	0.00	0.00		
(h-i)								
(h-ii)								
	<b>Sub-Total (B)(1)</b>	<b>0</b>	<b>0</b>	<b>0</b>	<b>0.00</b>	<b>0.00</b>		
<b>B 2</b>	<b>Non-institutions</b>							
(a)	Bodies Corporate	157	1213986	1213986	9.89	9.89		
(b)	Individuals							
I	Individuals -i. Individual shareholders holding nominal share capital up to Rs 1 lakh	4339	1908602	1908578	15.55	15.55		
II	ii. Individual shareholders holding nominal share capital in excess of Rs. 1 lakh.	24	524920	524920	4.28	4.28		



## Asahi Songwon Colors Limited

Statement Showing Shareholding Pattern								
Category code	Category of Shareholder	Number of Shareholders	Table (I)(a)		Total shareholding as a percentage of total number of shares		Shares Pledged or otherwise encumbered	
			Total number of shares	Number of shares held in dematerialized form	As a percentage of (A+B) <sup>1</sup>	As a percentage of (A+B+C)	Number of shares	As a percentage
(I)	(II)	(III)	(IV)	(V)	(VI)	(VII)	(VIII)	(IX)= (VIII)/(IV)*100
(c)	Any Other (specify)							
(c-i)	Clearing Member	79	89714	89714	0.73	0.73		
(c-ii)	Non Resident Indians	108	99088	99088	0.81	0.81		
(c-iii)	Foreign Bodies Corporate	1	865200	0	7.05	7.05		
	<b>Sub-Total (B)(2)</b>	<b>4708</b>	<b>4701510</b>	<b>3836286</b>	<b>38.31</b>	<b>38.31</b>		
(B)	<b>Total Public Shareholding (B)= (B)(1)+(B)(2)</b>	<b>4708</b>	<b>4701510</b>	<b>3836286</b>	<b>38.31</b>	<b>38.31</b>		
	<b>TOTAL (A)+(B)</b>	<b>4712</b>	<b>12272262</b>	<b>11407038</b>	<b>100.00</b>	<b>100.00</b>		
(C)	Shares held by Custodians and against which Depository Receipts have been issued							
1	Promoter and Promoter Group	0	0	0	0	0	0	0.00
2	Public	0	0	0	0	0	0	0.00
	<b>Sub-Total (C)</b>	<b>0</b>	<b>0</b>	<b>0</b>	<b>0</b>	<b>0</b>	<b>0</b>	<b>0.00</b>
	<b>GRAND TOTAL (A)+(B)+(C)</b>	<b>4712</b>	<b>12272262</b>	<b>11407038</b>	<b>100</b>	<b>100</b>	<b>0</b>	<b>0.00</b>

For, ASAHI SONGWON COLORS LTD.

  
 COMPANY SECRETARY

Sr.No	Notes
1	
2	
3	
4	
5	MIL
6	
7	
8	
9	

















## Introductory sub-table (I)(a)

Name of the Company: Asahi Songwon Colors Limited (Shareholding pattern post scheme of arrangement)			
Scrip Code, Name of the scrip, class of security: BSE:532853 and NSE:"ASAHISONG" - EQUITY			
Quarter ended: 31st December, 2013			
<b>Partly paid-up shares:-</b>			
	<b>No. of partly paid-up shares</b>	<b>As a % of total no. of partly paid-up shares</b>	<b>As a % of total no. of shares of the company</b>
Held by promoter/promoter group	0	0	0
Held by public	0	0	0
<b>Total - D</b>	<b>0</b>	<b>0</b>	<b>0</b>
<b>Outstanding convertible securities:-</b>			
	<b>No. of outstanding securities</b>	<b>As a % of total no. of outstanding convertible securities</b>	<b>As a % of total no. of shares of the company, assuming full conversion of the convertible securities</b>
Held by promoter/promoter group	0	0	0
Held by public	0	0	0
<b>Total - E</b>	<b>0</b>	<b>0</b>	<b>0</b>
<b>Warrants:-</b>			
	<b>No. of warrants</b>	<b>As a % of total no. of warrants</b>	<b>As a % of total no. of shares of the company, assuming full conversion of warrants</b>
Held by promoter/promoter group	0	0	0
Held by public	0	0	0
<b>Total - F</b>	<b>0</b>	<b>0</b>	<b>0</b>
Total paid-up capital of the company, assuming full conversion of warrants and convertible securities		12272262	


For, ASAHI SONGWON COLORS LTD.

*Rayson*  
 COMPANY SECRETARY

## Asahi Songwon Colors Limited

## Statement Showing Shareholding Pattern

Category code	Category of Shareholder	Number of Shareholders	Table (I)(a)		Total shareholding as a percentage of total number of shares		Shares Pledged or otherwise encumbered	
			Total number of shares	Number of shares held in dematerialized form	As a percentage of (A+B) <sup>1</sup>	As a percentage of (A+B+C)	Number of shares	As a percentage
(I)	(II)	(III)	(IV)	(V)	(VI)	(VII)	(VIII)	(IX)=(VIII)/(IV)*100
<b>(A)</b>	<b>Shareholding of Promoter and</b>							
<b>1</b>	<b>Indian</b>							
(a)	Individuals/ Hindu Undivided Family	3	7570152	7570152	61.69	61.69	0	0.00
(b)	Central Government/ State Government(s)	0	0	0	0.00	0.00	0	0.00
(c)	Bodies Corporate	1	600	600	0.00	0.00	0	0.00
(d)	Financial Institutions/ Banks	0	0	0	0.00	0.00	0	0.00
(e)	Any Others(Specify)	0	0	0	0.00	0.00	0	0.00
(e-i)								
(e-ii)								
	<b>Sub Total(A)(1)</b>	<b>4</b>	<b>7570752</b>	<b>7570752</b>	<b>61.69</b>	<b>61.69</b>	<b>0</b>	<b>0.00</b>
<b>2</b>	<b>Foreign</b>							
a	Individuals (Non-Residents Individuals/ Foreign Individuals)	0	0	0	0.00	0.00	0	0.00
b	Bodies Corporate	0	0	0	0.00	0.00	0	0.00
c	Institutions	0	0	0	0.00	0.00	0	0.00
d	Any Others(Specify)	0	0	0	0.00	0.00	0	0.00
d-i								
d-ii								
	<b>Sub Total(A)(2)</b>	<b>0</b>	<b>0</b>	<b>0</b>	<b>0.00</b>	<b>0.00</b>	<b>0</b>	<b>0.00</b>
	<b>Total Shareholding of Promoter</b>	<b>4</b>	<b>7570752</b>	<b>7570752</b>	<b>61.69</b>	<b>61.69</b>	<b>0</b>	<b>0.00</b>
<b>(B)</b>	<b>Public shareholding</b>							
<b>1</b>	<b>Institutions</b>							
(a)	Mutual Funds/ UTI	0	0	0	0.00	0.00		
(b)	Financial Institutions / Banks	0	0	0	0.00	0.00		
(c)	Central Government/ State Government(s)	0	0	0	0.00	0.00		
(d)	Venture Capital Funds	0	0	0	0.00	0.00		
(e)	Insurance Companies	0	0	0	0.00	0.00		
(f)	Foreign Institutional Investors	0	0	0	0.00	0.00		
(g)	Foreign Venture Capital Investors	0	0	0	0.00	0.00		
(h)	Any Other (specify)	0	0	0	0.00	0.00		
(h-i)								
(h-ii)								
	<b>Sub-Total (B)(1)</b>	<b>0</b>	<b>0</b>	<b>0</b>	<b>0.00</b>	<b>0.00</b>		
<b>B 2</b>	<b>Non-institutions</b>							
(a)	Bodies Corporate	157	1213986	1213986	9.89	9.89		
(b)	Individuals							
I	Individuals -i. Individual shareholders holding nominal share capital up to Rs 1 lakh	4339	1908602	1908578	15.55	15.55		
II	ii. Individual shareholders holding nominal share capital in excess of Rs. 1 lakh.	24	524920	524920	4.28	4.28		



## Asahi Songwon Colors Limited

## Statement Showing Shareholding Pattern


Category code	Category of Shareholder	Number of Shareholders	Table I(a)		Total shareholding as a percentage of total number of shares		Shares Pledged or otherwise encumbered		
			Total number of shares	Number of shares held in dematerialized form	As a percentage of (A+B) <sup>1</sup>	As a percentage of (A+B+C)	Number of shares	As a percentage	
									(IV)
(c)	Any Other (specify)								
(c-i)	Clearing Member	79	89714	89714	0.73	0.73			
(c-ii)	Non Resident Indians	108	99088	99088	0.81	0.81			
(c-iii)	Foreign Bodies Corporate	1	865200	0	7.05	7.05			
	<b>Sub-Total (B)(2)</b>	<b>4708</b>	<b>4701510</b>	<b>3836286</b>	<b>38.31</b>	<b>38.31</b>			
(B)	<b>Total Public Shareholding (B) = (B)(1)+(B)(2)</b>	<b>4708</b>	<b>4701510</b>	<b>3836286</b>	<b>38.31</b>	<b>38.31</b>			
	<b>TOTAL (A)+(B)</b>	<b>4712</b>	<b>12272262</b>	<b>11407038</b>	<b>100.00</b>	<b>100.00</b>			
(C)	<b>Shares held by Custodians and against which Depository Receipts have been issued</b>								
1	Promoter and Promoter Group	0	0	0	0	0	0	0.00	
2	Public	0	0	0	0	0	0	0.00	
	<b>Sub-Total (C)</b>	<b>0</b>	<b>0</b>	<b>0</b>	<b>0</b>	<b>0</b>	<b>0</b>	<b>0.00</b>	
	<b>GRAND TOTAL (A)+(B)+(C)</b>	<b>4712</b>	<b>12272262</b>	<b>11407038</b>	<b>100</b>	<b>100</b>	<b>0</b>	<b>0.00</b>	

For, ASAHI SONGWON COLORS LTD.

*Rajeev*  
COMPANY SECRETARY


Asahi Songwon Colors Limited

Sr.No	Notes
1	
2	
3	
4	
5	NIL
6	
7	
8	
9	



## (I)(b) Statement showing holding of securities (including shares, warrants, convertible securities) of persons belonging to the category "Promoter and Promoter Group"

Sr. No.	Name of the shareholder	Details of Shares held		Encumbered shares (*)			Details of warrants		Details of convertible securities		Total shares (including underlying full conversion of warrants and convertible securities) as a % of diluted share capital
		Number of shares held	As a % of grand total (A)+(B)+(C)	No.	As a percentage (VI)=(V)/(III)*100	As a % of grand total (A)+(B)+(C) of sub-clause (I)(a)	Number of warrants held	As a % total number of warrants of the same class	Number of convertible securities held	As a % total number of convertible securities of the same class	
(I)	(II)	(III)	(IV)	(V)	(VI)	(VII)	(VIII)	(IX)	(X)	(XI)	(XII)
1	Mrs. Paru M. Jaykrishna	4596054	37.45	0	0.00	0.00	0	0.00	0	0.00	0.00
2	Mr. Gokul M. Jaykrishna	1487049	12.12	0	0.00	0.00	0	0.00	0	0.00	0.00
3	Mr. Munjal M. Jaykrishna	1487049	12.12	0	0.00	0.00	0	0.00	0	0.00	0.00
4	M/s. Intercon Finance Private Ltd	600	0.00	0	0.00	0.00	0	0.00	0	0.00	0.00
5											
6											
7											
8											
9											
10											
11											
<b>TOTAL</b>		<b>7570752</b>	<b>61.69</b>	<b>0</b>	<b>0.00</b>	<b>0.00</b>	<b>0</b>	<b>0.00</b>	<b>0</b>	<b>0.00</b>	<b>0.00</b>



(\*) The term "encumbrance" has the same meaning as assigned to it in regulation 28(3) of the SAST Regulations, 2011









(D)(d) Statement showing details of locked-in shares

Sr. No.	Name of the shareholder	Number of locked-in shares	Locked-in shares as a percentage of total number of shares {i.e., Grand Total (A)+(B)+(C) indicated in Statement at para (D)(a) above}	Promoter/Promoter Group/Public
1	/	/	/	/
2				
3				
4				
	/	/	/	/
<b>TOTAL</b>		0	0.00	0.00




**(II)(a) Statement showing details of Depository Receipts (DRs)**

Sr. No.	Type of outstanding DR (ADRs, GDRs, SDRs, etc.)	Number of outstanding DRs	Number of shares underlying outstanding DRs	Shares underlying outstanding DRs as a percentage of total number of shares {i.e., Grand Total (A)+(B)+(C) indicated in Statement at para (I)(a) above}
1				
2				
3				
4				
5				
6				
7				
8				
9				
<b>TOTAL</b>		<b>0</b>	<b>0</b>	<b>0.00</b>



(II)(b) Statement showing holding of Depository Receipts (DRs), where underlying shares held by "promoter/promoter group" are in excess of 1% of the total number of shares

Sr. No.	Name of the DR Holder	Type of outstanding DR (ADRs, GDRs, SDRs, etc.)	Number of shares underlying outstanding DRs	Shares underlying outstanding DRs as a percentage of total number of shares {i.e., Grand Total (A)+(B)+(C) indicated in Statement at para (I)(a) above}
1				
2				
3				
4				
5				
6				
7				
8				
9				
<b>TOTAL</b>			<b>0</b>	<b>0.00</b>



## Introductory sub-table (I)(a)


Name of the Company: AKSHARCHEM (INDIA) LIMITED (Shareholding pattern pre scheme of arrangement)			
Scrip Code, Name of the scrip, class of security: BSE 524598 ASE 6408 (EQUITY)			
Quarter ended: 31st December, 2013			
<b>Partly paid-up shares:-</b>			
	<b>No. of partly paid-up shares</b>	<b>As a % of total no. of partly paid-up shares</b>	<b>As a % of total no. of shares of the company</b>
Held by promoter/promoter group	0	0	0
Held by public	0	0	0
<b>Total - D</b>	<b>0</b>	<b>0</b>	<b>0</b>
<b>Outstanding convertible securities:</b>			
<b>No. of outstanding securities</b>	<b>As a % of total no. of outstanding convertible securities</b>	<b>As a % of total no. of shares of the company, assuming full conversion of the convertible securities</b>	
Held by promoter/promoter group	0	0	0
Held by public	0	0	0
<b>Total - E</b>	<b>0</b>	<b>0</b>	<b>0</b>
<b>Warrants:-</b>			
	<b>No. of warrants</b>	<b>As a % of total no. of warrants</b>	<b>As a % of total no. of shares of the company, assuming full conversion of warrants</b>
Held by promoter/promoter group	0	0	0
Held by public	0	0	0
<b>Total - F</b>	<b>0</b>	<b>0</b>	<b>0</b>
Total paid-up capital of the company, assuming full conversion of warrants and convertible securities		4952850	

FOR, AKSHARCHEM (INDIA) LTD.

  
 Authorised Signatory

AKSHARCHEM (INDIA) LIMITED

Statement Showing Shareholding Pattern								
Category code	Category of Shareholder	Number of Shareholders	Table (I)(a)		Total shareholding as a percentage of total number of shares		Shares Pledged or otherwise encumbered	
			Total number of shares	Number of shares held in dematerialized form	As a percentage of(A+B) <sup>1</sup>	As a percentage of (A+B+C)	Number of shares	As a percentage
(I)	(II)	(III)	(IV)	(V)	(VI)	(VII)	(VIII)	(IX)= (VIII)/(IV)*100
<b>(A)</b>	<b>Shareholding of Promoter and</b>							
<b>1</b>	<b>Indian</b>							
(a)	Individuals/ Hindu Undivided Family	6	3325536	3325536	67.14	67.14	0	0.00
(b)	Central Government/ State Government(s)	0	0	0	0.00	0.00	0	0.00
(c)	Bodies Corporate	2	323922	323922	6.54	6.54	0	0.00
(d)	Financial Institutions/ Banks	0	0	0	0.00	0.00	0	0.00
(e)	Any Others(Specify)	0	0	0	0.00	0.00	0	0.00
(e-i)								
(e-ii)								
	<b>Sub Total(A)(1)</b>	<b>8</b>	<b>3649458</b>	<b>3649458</b>	<b>73.68</b>	<b>73.68</b>	<b>0</b>	<b>0.00</b>
<b>2</b>	<b>Foreign</b>							
a	Individuals (Non-Residents Individuals/ Foreign Individuals)		0	0	0.00	0.00	0	0.00
b	Bodies Corporate		0	0	0.00	0.00	0	0.00
c	Institutions		0	0	0.00	0.00	0	0.00
d	Any Others(Specify)		0	0	0.00	0.00	0	0.00
d-i								
d-ii								
	<b>Sub Total(A)(2)</b>	<b>0</b>	<b>0</b>	<b>0</b>	<b>0.00</b>	<b>0.00</b>	<b>0</b>	<b>0.00</b>
	<b>Total Shareholding of Promoter</b>	<b>8</b>	<b>3649458</b>	<b>3649458</b>	<b>73.68</b>	<b>73.68</b>	<b>0</b>	<b>0.00</b>
<b>(B)</b>	<b>Public shareholding</b>							
<b>1</b>	<b>Institutions</b>							
(a)	Mutual Funds/ UTI	1	4500	0	0.09	0.09		
(b)	Financial Institutions / Banks	0	0	0	0.00	0.00		
(c)	Central Government/ State Government(s)	0	0	0	0.00	0.00		
(d)	Venture Capital Funds	0	0	0	0.00	0.00		
(e)	Insurance Companies	0	0	0	0.00	0.00		
(f)	Foreign Institutional Investors	0	0	0	0.00	0.00		
(g)	Foreign Venture Capital Investors	0	0	0	0.00	0.00		
(h)	Any Other (specify)	0	0	0	0.00	0.00		
(h-i)								
(h-ii)								
	<b>Sub-Total (B)(1)</b>	<b>1</b>	<b>4500</b>	<b>0</b>	<b>0.09</b>	<b>0.09</b>		
<b>B 2</b>	<b>Non-institutions</b>							
(a)	Bodies Corporate	45	51679	48079	1.04	1.04		
(b)	Individuals							
I	Individuals -i. Individual shareholders holding nominal share capital up to Rs 1 lakh	4407	903409	432489	18.24	18.24		




Statement Showing Shareholding Pattern								
Category code	Category of Shareholder	Number of Shareholders	Table (I)(a)		Total shareholding as a percentage of total number of shares		Shares Pledged or otherwise encumbered	
			Total number of shares	Number of shares held in dematerialized form	As a percentage of (A+B) <sup>1</sup>	As a percentage of (A+B+C)	Number of shares	As a percentage
II	ii. Individual shareholders holding nominal share capital in excess of Rs. 1 lakh.	9	309216	309216	6.24	6.24		
(c)	Any Other (specify)							
(c-i)	NRI/OBC	11	21036	5436	0.42	0.42		
(c-ii)	Clearing Member/House	18	13552	13552	0.27	0.27		
	<b>Sub-Total (B)(2)</b>	<b>4490</b>	<b>1298892</b>	<b>808772</b>	<b>26.23</b>	<b>26.23</b>		
(B)	<b>Total Public Shareholding (B)= (B)(1)+(B)(2)</b>	<b>4491</b>	<b>1303392</b>	<b>808772</b>	<b>26.32</b>	<b>26.32</b>		
	<b>TOTAL (A)+(B)</b>	<b>4499</b>	<b>4952850</b>	<b>4458230</b>	<b>100.00</b>	<b>100.00</b>	<b>0</b>	<b>0.00</b>
(C)	Shares held by Custodians and against which Depository Receipts have been issued							
1	Promoter and Promoter Group	0	0	0	0	0		
2	Public	0	0	0	0	0		
	<b>Sub-Total (C)</b>	<b>0</b>	<b>0</b>	<b>0</b>	<b>0</b>	<b>0</b>	<b>0</b>	<b>0</b>
	<b>GRAND TOTAL (A)+(B)+(C)</b>	<b>4499</b>	<b>4952850</b>	<b>4458230</b>	<b>100.00</b>	<b>100.00</b>	<b>0</b>	<b>0.00</b>

FOR, AKSHARCHEM (INDIA) LTD.

  
 Authorised Signatory

Sr.No	Notes
1	
2	
3	
4	
5	
6	
7	
8	
9	






## (D)(b) Statement showing holding of securities (including shares, warrants, convertible securities) of persons belonging to the category "Promoter and Promoter Group"

Sr. No.	Name of the shareholder	Details of Shares held		Encumbered shares (*)			Details of warrants		Details of convertible securities		Total shares (including underlying shares assuming full conversion of warrants and convertible securities) as a % of diluted share capital
		Number of shares held	As a % of grand total (A)+(B)+(C)	No.	As a percentage	As a % of grand total (A)+(B)+(C) of sub-clause (D)(a)	Number of warrants held	As a % total number of warrants of the same class	Number of convertible securities held	As a % total number of convertible securities of the same class	
		(III)	(IV)	(V)	(VI)=(V)/(III)*100	(VII)	(VIII)	(IX)	(X)	(XI)	(XII)
1	Mrs. Paru M. Jaykrishna	1636871	33.05		0.00	0.00		0	0	0	0.00
2	Mr. Gokul M. Jaykrishna	738783	14.92		0.00	0.00		0	0	0	0.00
3	Mr. Munjal M. Jaykrishna	738830	14.92		0.00	0.00		0	0	0	0.00
4	M/s. Intercon Finance Pvt Ltd	323722	6.54		0.00	0.00		0	0	0	0.00
5	Mr. Gokul M. Jaykrishna	97589	1.97		0.00	0.00		0	0	0	0.00
6	Mr. Munjal M. Jaykrishna	97542	1.97		0.00	0.00		0	0	0	0.00
7	Mrs. Paru M. Jaykrishna	15921	0.32		0.00	0.00		0	0	0	0.00
8	M/s. Skyjet Aviation Pvt Ltd	200	0.00		0.00	0.00		0	0	0	0.00
9											
10											
<b>TOTAL</b>		<b>3649458</b>	<b>73.68</b>	<b>0</b>	<b>0.00</b>	<b>0.00</b>	<b>0</b>	<b>0.00</b>	<b>0</b>	<b>0.00</b>	<b>0.00</b>

(\*) The term "encumbrance" has the same meaning as assigned to it in regulation 28(3) of the SAST Regulations, 2011



(1)(c)(i) Statement showing holding of securities (including shares, warrants, convertible securities) of persons belonging to the category "Public" and holding more than 1% of the total number of shares

Sr. No.	Name of the shareholder	Number of shares held	Shares as a percentage of total number of shares {i.e., Grand Total (A)+(B)+(C) indicated in Statement at para (1)(a) above}	Details of warrants		Details of convertible securities		Total shares (including underlying shares assuming full conversion of warrants and convertible securities) as a % of diluted share capital
				Number of warrants held	As a % total number of warrants of the same class	Number of convertible securities held	% w.r.t total number of convertible securities of the same class	
1	Seema Devi Pramod Kumar Agrawal	117035	2.36	0	0	0	0	2.36
2	Usha Devi Rajendra Kumar Agrawal	61955	1.25	0	0	0	0	1.25
3								
4								
5								
6								
7								
8								
9								
10								
<b>TOTAL</b>		<b>178990</b>	<b>3.61</b>	<b>0</b>	<b>0.00</b>	<b>0</b>	<b>0.00</b>	<b>3.61</b>




**(D)(c)(ii) Statement showing holding of securities (including shares, warrants, convertible securities) of persons (together with PAC) belonging to the category "Public" and holding more than 5% of the total number of shares of the company**

Sr. No.	Name(s) of the shareholder(s) and the Persons Acting in Concert (PAC) with them	Number of shares	Shares as a percentage of total number of shares {i.e., Grand Total (A)+(B)+(C) indicated in Statement at para (I)(a) above}	Details of warrants		Details of convertible securities		Total shares (including underlying shares assuming full conversion of warrants and convertible securities) as a % of diluted share capital
				Number of warrants	As a % total number of warrants of the same class	Number of convertible securities held	% w.r.t total number of convertible securities of the same class	
<b>TOTAL</b>		<b>0</b>	<b>0.00</b>	<b>0</b>	<b>0.00</b>	<b>0</b>	<b>0.00</b>	<b>0.00</b>




(1)(d) Statement showing details of locked-in shares

Sr. No.	Name of the shareholder	Number of locked-in shares	Locked-in shares as a percentage of total number of shares {i.e., Grand Total (A)+(B)+(C) indicated in Statement at para (1)(a) above}	Promoter / Promoter Group / Public
1	Mrs. Paru M. Jaykrishna	775000	15.65	Promoter
2	Mr. Gokul M. Jaykrishna	387500	7.82	Promoter
3	Mr. Munjal M. Jaykrishna	387500	7.82	Promoter
4				
5				
6				
7				
8				
9				
<b>TOTAL</b>		<b>1550000</b>	<b>31.30</b>	



(II)(a) Statement showing details of Depository Receipts (DRs)

Sr. No.	Type of outstanding DR (ADRs, GDRs, SDRs, etc.)	Number of outstanding DRs	Number of shares underlying outstanding DRs	Shares underlying outstanding DRs as a percentage of total number of shares {i.e., Grand Total (A)+(B)+(C) indicated in Statement at para (D)(a) above}
1				
2				
3				
4				
5				
6		NIL		
7				
8				
9				
<b>TOTAL</b>		0	0	0.00



(II)(b) Statement showing holding of Depository Receipts (DRs), where underlying shares held by "promoter/promoter group" are in excess of 1% of the total number of shares

Sr. No.	Name of the DR Holder	Type of outstanding DR (ADRs, GDRs, SDRs, etc.)	Number of shares underlying outstanding DRs	Shares underlying outstanding DRs as a percentage of total number of shares {i.e., Grand Total (A)+(B)+(C) indicated in Statement at para (I)(a) above}	
1					
2					
3					
4					
5					
6					
7		NIL			
8					
9					
<b>TOTAL</b>				<b>0</b>	<b>0.00</b>



## Introductory sub-table (I)(a)


Name of the Company: AKSHARCHEM (INDIA) LIMITED (Shareholding post scheme of arrangement based on shareholding as on 31.12.2013)			
Scrip Code, Name of the scrip, class of security: BSE 524598 ASE 6408 (EQUITY)			
Quarter ended: 31st December, 2013			
<b>Partly paid-up shares:-</b>			
	<b>No. of partly paid-up shares</b>	<b>As a % of total no. of partly paid-up shares</b>	<b>As a % of total no. of shares of the company</b>
Held by promoter/promoter group	0	0	0
Held by public	0	0	0
<b>Total - D</b>	<b>0</b>	<b>0</b>	<b>0</b>
<b>Outstanding convertible securities:</b>			
<b>No. of outstanding securities</b>	<b>As a % of total no. of outstanding convertible securities</b>	<b>As a % of total ho. of shares of the company, assuming full conversion of the convertible securities</b>	
Held by promoter/promoter group	0	0	0
Held by public	0	0	0
<b>Total - E</b>	<b>0</b>	<b>0</b>	<b>0</b>
<b>Warrants:-</b>			
	<b>No. of warrants</b>	<b>As a % of total no. of warrants</b>	<b>As a % of total no. of shares of the company, assuming full conversion of warrants</b>
Held by promoter/promoter group	0	0	0
Held by public	0	0	0
<b>Total - F</b>	<b>0</b>	<b>0</b>	<b>0</b>
Total paid-up capital of the company, assuming full conversion of warrants and convertible securities	7312900		

FOR, AKSHARCHEM (INDIA) LTD.

  
 Authorised Signatory

## Statement Showing Shareholding Pattern

Category code	Category of Shareholder	Number of Shareholders	Table (I)(a)		Total shareholding as a percentage of total number of shares		Shares Pledged or otherwise encumbered	
			Total number of shares	Number of shares held in dematerialized form	As a percentage of (A+B) <sup>1</sup>	As a percentage of (A+B+C)	Number of shares	As a percentage
(I)	(II)	(III)	(IV)	(V)	(VI)	(VII)	(VIII)	(IX)= (VIII)/(IV)*100
<b>(A)</b>	<b>Shareholding of Promoter and</b>							
<b>1</b>	<b>Indian</b>							
(a)	Individuals/ Hindu Undivided Family	6	4781334	4781334	65.38	65.38	0	0.00
(b)	Central Government/ State Government(s)	0	0	0	0.00	0.00	0	0.00
(c)	Bodies Corporate	2	324037	324037	4.43	4.43	0	0.00
(d)	Financial Institutions/ Banks	0	0	0	0.00	0.00	0	0.00
(e)	Any Others(Specify)	0	0	0	0.00	0.00	0	0.00
(e-i)								
(e-ii)								
	<b>Sub Total(A)(1)</b>	<b>8</b>	<b>5105371</b>	<b>5105371</b>	<b>69.81</b>	<b>69.81</b>	<b>0</b>	<b>0.00</b>
<b>2</b>	<b>Foreign</b>							
a	Individuals (Non-Residents Individuals/ Foreign Individuals)		0	0	0.00	0.00	0	0.00
b	Bodies Corporate		0	0	0.00	0.00	0	0.00
c	Institutions		0	0	0.00	0.00	0	0.00
d	Any Others(Specify)		0	0	0.00	0.00	0	0.00
d-i								
d-ii								
	<b>Sub Total(A)(2)</b>	<b>0</b>	<b>0</b>	<b>0</b>	<b>0.00</b>	<b>0.00</b>	<b>0</b>	<b>0.00</b>
	<b>Total Shareholding of Promoter</b>	<b>8</b>	<b>5105371</b>	<b>5105371</b>	<b>69.81</b>	<b>69.81</b>	<b>0</b>	<b>0.00</b>
<b>(B)</b>	<b>Public shareholding</b>							
<b>1</b>	<b>Institutions</b>							
(a)	Mutual Funds/ UTI	1	4500	0	0.06	0.06		
(b)	Financial Institutions / Banks	0	0	0	0.00	0.00		
(c)	Central Government/ State Government(s)	0	0	0	0.00	0.00		
(d)	Venture Capital Funds	0	0	0	0.00	0.00		
(e)	Insurance Companies	0	0	0	0.00	0.00		
(f)	Foreign Institutional Investors	0	0	0	0.00	0.00		
(g)	Foreign Venture Capital Investors	0	0	0	0.00	0.00		
(h)	Any Other (specify)	0	0	0	0.00	0.00		
(h-i)								
(h-ii)								
	<b>Sub-Total (B)(1)</b>	<b>1</b>	<b>4500</b>	<b>0</b>	<b>0.06</b>	<b>0.06</b>		
<b>B 2</b>	<b>Non-institutions</b>							
(a)	Bodies Corporate	202	285138	285138	3.90	3.90		
(b)	Individuals							
I	Individuals -i. Individual shareholders holding nominal share capital up to Rs 1 lakh	8770	1367948	897025	18.71	18.71		





## AKSHARCHEM (INDIA) LIMITED


## Statement Showing Shareholding Pattern

Category code	Category of Shareholder	Number of Shareholders	Table (I)(a)		Total shareholding as a percentage of total number of shares		Shares Pledged or otherwise encumbered	
			Total number of shares	Number of shares held in dematerialized form	As a percentage of (A+B) <sup>1</sup>	As a percentage of (A+B+C)	Number of shares	As a percentage
II	ii. Individual shareholders holding nominal share capital in excess of Rs. 1 lakh.	9	312662	312662	4.28	4.28		
(c)	Any Other (specify)							
(c-i)	NRI/OBC	119	40091	24491	0.55	0.55		
(c-ii)	Clearing Member/House	97	30805	30805	0.42	0.42		
(c-iii)	Foreign Bodies Corporates	1	166385	0	2.28	2.28		
	<b>Sub-Total (B)(2)</b>	<b>9198</b>	<b>2203029</b>	<b>1550121</b>	<b>30.13</b>	<b>30.13</b>		
(B)	<b>Total Public Shareholding (B)= (B)(1)+(B)(2)</b>	<b>9199</b>	<b>2207529</b>	<b>1550121</b>	<b>30.19</b>	<b>30.19</b>		
	<b>TOTAL (A)+(B)</b>	<b>9207</b>	<b>7312900</b>	<b>6655492</b>	<b>100.00</b>	<b>100.00</b>	<b>0</b>	<b>0.00</b>
(C)	Shares held by Custodians and against which Depository Receipts have been issued							
1	Promoter and Promoter Group	0	0	0	0	0	0	0
2	Public	0	0	0	0	0	0	0
	<b>Sub-Total (C)</b>	<b>0</b>	<b>0</b>	<b>0</b>	<b>0</b>	<b>0</b>	<b>0</b>	<b>0</b>
	<b>GRAND TOTAL (A)+(B)+(C)</b>	<b>9207</b>	<b>7312900</b>	<b>6655492</b>	<b>100.00</b>	<b>100.00</b>	<b>0</b>	<b>0.00</b>

FOR, AKSHARCHEM (INDIA) LTD.

  
 Authorised Signatory


Sr.No	Notes
1	The post demerger shareholding pattern is considering additional shares to be issued to the shareholders of Asahi Songwon Colors Limited pursuant to scheme of demerger post the scheme becoming effective.
2	
3	
4	
5	
6	
7	
8	
9	



## (D)(b) Statement showing holding of securities (including shares, warrants, convertible securities) of persons belonging to the category "Promoter and Promoter Group"


Sr. No.	Name of the shareholder	Details of Shares held		Encumbered shares (*)			Details of warrants			Details of convertible securities		Total shares (including underlying full conversion of warrants and convertible securities) as a % of diluted share capital
		Number of shares held	As a % of grand total (A) + (B) + (C)	No.	As a percentage	As a % of grand total (A)+(B)+(C) of sub-clause (D)(a)	Number of warrants held	As a % total number of warrants of the same class	Number of convertible securities held	As a % total number of convertible securities of the same class		
(i)	(ii)	(iii)	(iv)	(v)	(vi) = (v)/(iii)*100	(vii)	(viii)	(ix)	(x)	(xi)	(xii)	
1	Mrs. Paru M. Jaykrishna	1636871	22.38		0.00	0.00		0	0	0	0.00	
2	Mr. Gokul M. Jaykrishna	738783	10.10		0.00	0.00		0	0	0	0.00	
3	Mr. Munjal M. Jaykrishna	738830	10.10		0.00	0.00		0	0	0	0.00	
4	M/s. Intercon Finance Pvt Ltd	323837	4.43		0.00	0.00		0	0	0	0.00	
5	Mr. Gokul M. Jaykrishna	383560	5.24		0.00	0.00		0	0	0	0.00	
6	Mr. Munjal M. Jaykrishna	383513	5.24		0.00	0.00		0	0	0	0.00	
7	Mrs. Paru M. Jaykrishna	899777	12.30		0.00	0.00		0	0	0	0.00	
8	M/s. Skyjet Aviation Pvt Ltd	200	0.00		0.00	0.00		0	0	0	0.00	
9												
10												
<b>TOTAL</b>		<b>5105371</b>	<b>69.81</b>	<b>0</b>	<b>0.00</b>	<b>0.00</b>	<b>0</b>	<b>0.00</b>	<b>0</b>	<b>0.00</b>	<b>0.00</b>	

(\*) The term "encumbrance" has the same meaning as assigned to it in regulation 28(3) of the SAST Regulations, 2011




**(D)(c)(i) Statement showing holding of securities (including shares, warrants, convertible securities) of persons belonging to the category "Public" and holding more than 1% of the total number of shares**

Sr. No.	Name of the shareholder	Number of shares held	Shares as a percentage of total number of shares {i.e., Grand Total (A)+(B)+(C) indicated in Statement at para (D)(a) above}	Details of warrants		Details of convertible securities		Total shares (including underlying shares assuming full conversion of warrants and convertible securities) as a % of diluted share capital
				Number of warrants held	As a % total number of warrants of the same class	Number of convertible securities held	% w.r.t total number of convertible securities of the same class	
1	DIC Corporation	166385	2.28	0	0	0	0	2.28
2	Clariant Chemicals India Ltd	138192	1.89	0	0	0	0	1.89
3	Seema Devi Pramod Kumar Agrawal	118279	1.62	0	0	0	0	1.62
4								
5								
6								
7								
8								
9								
10								
<b>TOTAL</b>		<b>422856</b>	<b>5.78</b>	<b>0</b>	<b>0.00</b>	<b>0</b>	<b>0.00</b>	<b>5.78</b>




(D)(c)(ii) Statement showing holding of securities (including shares, warrants, convertible securities) of persons (together with PAC) belonging to the category "Public" and holding more than 5% of the total number of shares of the company

Sr. No.	Name(s) of the shareholder(s) and the Persons Acting in Concert (PAC) with them	Number of shares	Shares as a percentage of total number of shares {i.e., Grand Total (A)+(B)+(C) indicated in Statement at para (I)(a) above}	Details of warrants		Details of convertible securities		Total shares (including underlying shares assuming full conversion of warrants and convertible securities) as a % of diluted share capital
				Number of warrants	As a % total number of warrants of the same class	Number of convertible securities held	% w.r.t total number of convertible securities of the same class	
<b>TOTAL</b>		0	0.00	0	0.00	0	0.00	0.00



(1)(d) Statement showing details of locked-in shares

Sr. No.	Name of the shareholder	Number of locked-in shares	Locked-in shares as a percentage of total number of shares {i.e., Grand Total (A)+(B)+(C) indicated in Statement at para (1)(a) above}	Promoter / Promoter Group / Public
1	Mrs. Paru M. Jaykrishna	775000	10.60	Promoter
2	Mr. Gokul M. Jaykrishna	387500	5.30	Promoter
3	Mr. Munjal M. Jaykrishna	387500	5.30	Promoter
4				
5				
6				
7				
8				
9				
<b>TOTAL</b>		<b>1550000</b>	<b>21.20</b>	



(II)(a) Statement showing details of Depository Receipts (DRs)

Sr. No.	Type of outstanding DR (ADRs, GDRs, SDRs, etc.)	Number of outstanding DRs	Number of shares underlying outstanding DRs	Shares underlying outstanding DRs as a percentage of total number of shares {i.e., Grand Total (A)+(B)+(C) indicated in Statement at para (I)(a) above}
1				
2				
3				
4				
5				
6				
7				
8				
9				
<b>TOTAL</b>		<b>0</b>	<b>0</b>	<b>0.00</b>

